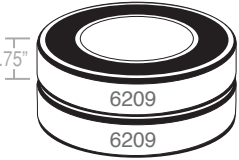


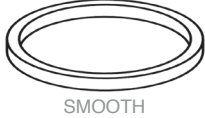



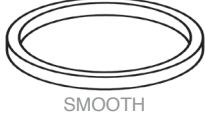



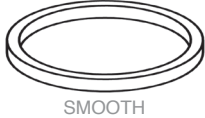



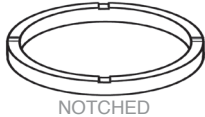
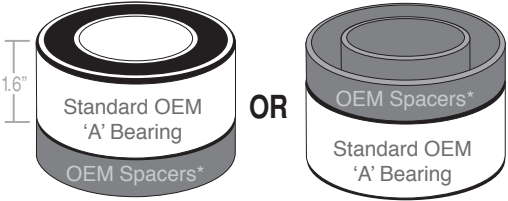


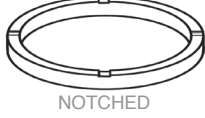



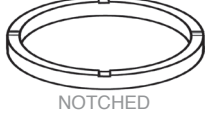
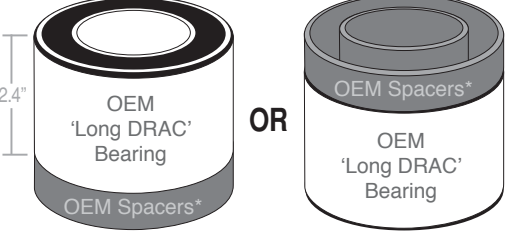


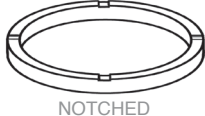


POSSIBLE BEARING CONFIGURATIONS

IF YOU TAKE OUT:		PUT IN:	USE THIS BEARING SHIM:	KIT #
			 <p>SMOOTH</p>	14-256 24-256
			 <p>SMOOTH</p>	14-256 24-256
			 <p>SMOOTH</p>	14-256-1 24-256-1
			 <p>NOTCHED</p>	14-256 24-256
 <p>OEM Spacers might be above or below bearings.</p>			 <p>NOTCHED</p>	14-256 24-256
			 <p>NOTCHED</p>	14-256 24-256
 <p>OEM Spacers might be above or below bearings.</p>			 <p>NOTCHED</p>	14-256 24-256

*OEM Spacers heights vary. Always reuse any and all bearing spacers from OEM fan clutch. Bearing spacers always come in pairs - an inner and outer race. Failure to use both spacers will cause bearing failure.

** .85" Spacers are now included with GoldTop fan clutch kits. If you require them and your GoldTop did not come with them, call us at 800-810-9110.